

Specifications

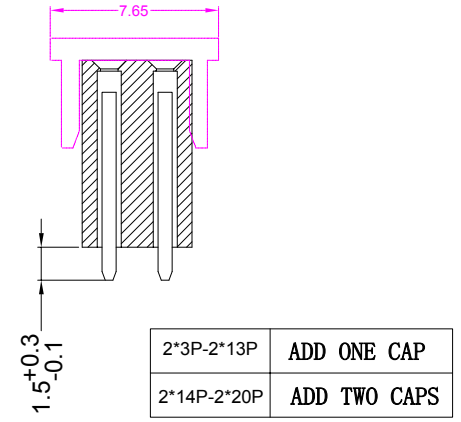
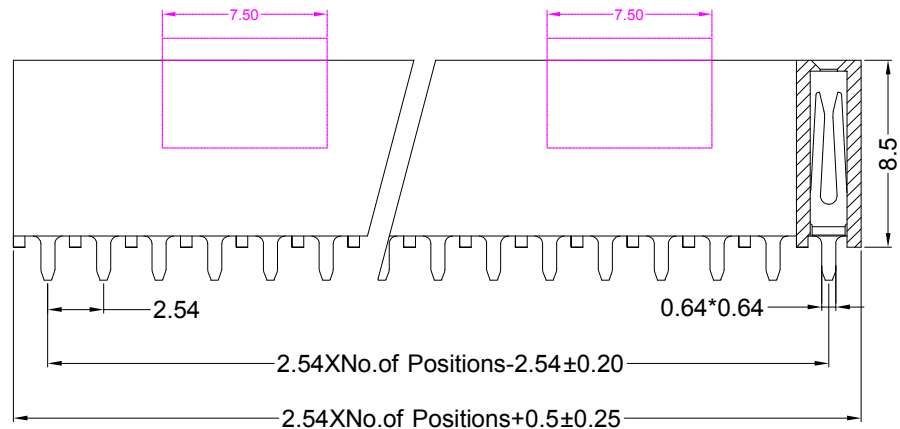
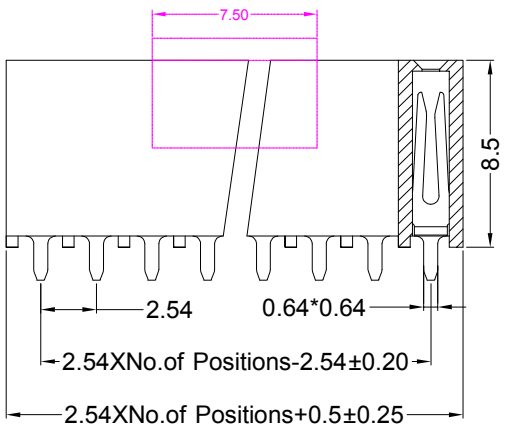
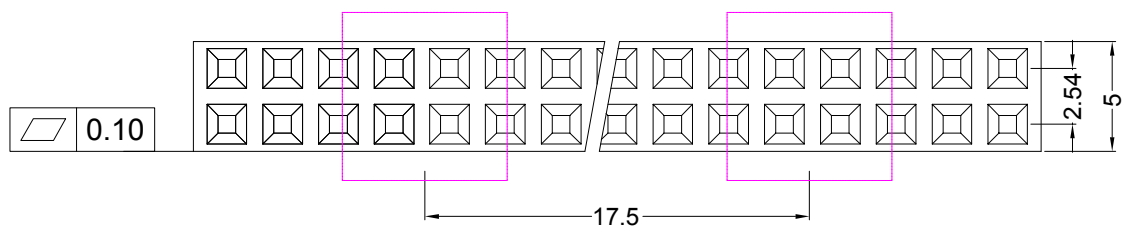
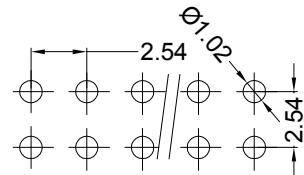
Remark

- MATERIAL Housing: LCP UL94V-0
Contact: Bronze
- Characteristics:
Rating Current: 3 AMP.
Contact Resistance: 20 mΩ MAX.
Insulating Resistance: 1000 MΩ MIN.
Withstanding Voltage: AC 500V/Minute.
Temperature Range: -40° C to +105° C

Ordering Information

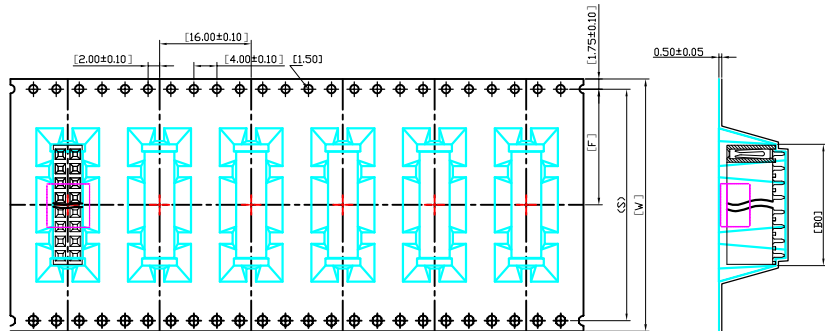
F185-12 XX XX D SY B 1

- | | | | | |
|---------------------------------|---|---|---|---|
| NO. OF PINS
PER ROW
3-20P | Contact Plating
Full of Gold
A0=0.8u"
A1=1u"
A2=1.5u"
A3=2u"
A4=3u"
A5=5u"
A6=10u"
A7=15u"
A8=20u"
A9=30u" | Semi-gold
B0=0.8u"
B1=1u"
B2=1.5u"
B3=2u"
B4=3u"
B5=5u"
B6=10u"
B7=15u"
B8=20u"
B9=30u" | INSULATOR MATERIAL:
A: PBT
B: PA6T
C: PA6T
D: LCP | PACKING
A: PE Bag
B: Tape & Reel
C: Tube
D: Tube+CAP
E: Tray |
|---------------------------------|---|---|---|---|
- S1=Oxidary Tin Plated
S2=Matte Tin Plated
S3=Tin-plated High-temperature
C6=plating: Contact area-Gold 10um over Nickel: 50um Solder tail - Tin 200um over Nickel: 50um

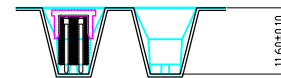
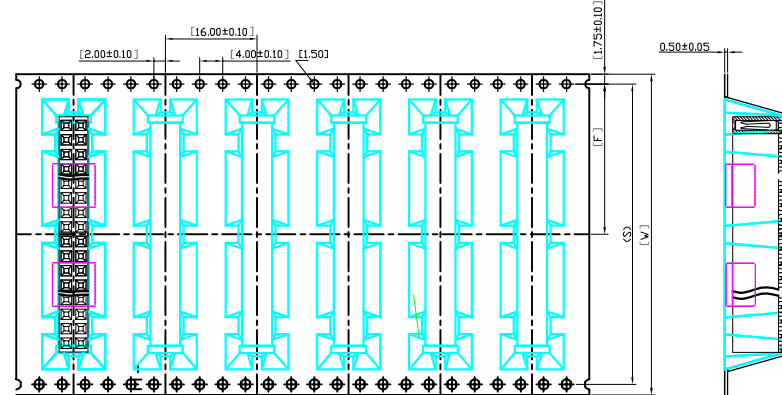


				OPERATION		SCALE		Fit		SamyTronic			
				X.X	±0.25	UNIT		MM					
				X.XX	±0.20	SIZE	A4	DESIGN	Rain			PART NO.	F185-12XXXXSYB1
				X.XXX	±0.10	SHEET	1/1	CHECK				TITLE:	2.54mm Female Header H8.5 Dip:1.5 Y-type Lcp Cap+Reel
				Angle	±3°	PROJ.	☉	APPROVE				Customer No.	
REV	DATE	SYMBOL	MODIFICATION DESCRIPTION			DI M	TOL						
1			2	3	4	5	6	7	8	9	10		

2*3P-2*13P 1 CAP



2*14P-2*20P 2 CAPS



Pin No.	W	S	F	BO
2x3PIN	24.00±0.30	—	11.5±0.15	5.10±0.10
2x4PIN				7.65±0.10
2x5PIN				10.20±0.10
2x6PIN	32.00±0.30	28.40±0.10	14.2±0.15	12.75±0.10
2x7PIN				15.30±0.10
2x8PIN				21.20±0.10
2x9PIN	44.00±0.30	40.40±0.10	20.2±0.15	23.75±0.10
2x10PIN				26.30±0.10
2x11PIN				30.00±0.10
2x12PIN	58.00±0.30	52.40±0.10	28.2±0.15	31.35±0.10
2x13PIN				33.90±0.10
2x14PIN				36.40±0.10
2x15PIN	72.00±0.30	68.40±0.10	34.2±0.15	38.95±0.10
2x16PIN				41.50±0.10
2x17PIN				44.05±0.10
2x18PIN	72.00±0.30	68.40±0.10	34.2±0.15	46.60±0.10
2x19PIN				49.15±0.10
2x20PIN				51.70±0.10

DIRECTION →

Notes:

1. Packing Conforms EIA-481-B Standards
2. 10 sprocket holes pitch cumulative
3. Carrier camber is within 1mm in 250mm.
4. Material Transparent Polystyrene
5. Packing length per 13" Reel:
6. Component load per 13" Reel: 300+36PCS.

W	T	Po	Ao	A1
S	F	P2	Bo	B1
E	P	Do	+0.10 -0.00	Ko

REV	DATE	SYMBOL	MODIFICATION DESCRIPTION	OPERATION		SCALE		Fit		PART NO	JF185-12XXC6DSYB1
				X.X	±0.25	UNIT		MM			
				X.XX	±0.20	SIZE	A4	DESIGN			
				X.XXX	±0.10	SHEET	1/1	CHECK		TITLE:	2.54mm Female Header HS, 5 Dip:1.5 Y-Shape pin CAP + REEL.
				DI M	TOL	PROJ.	APPROVE			Customer No.	

A
B
C
D
E
F
G

SamyTronic